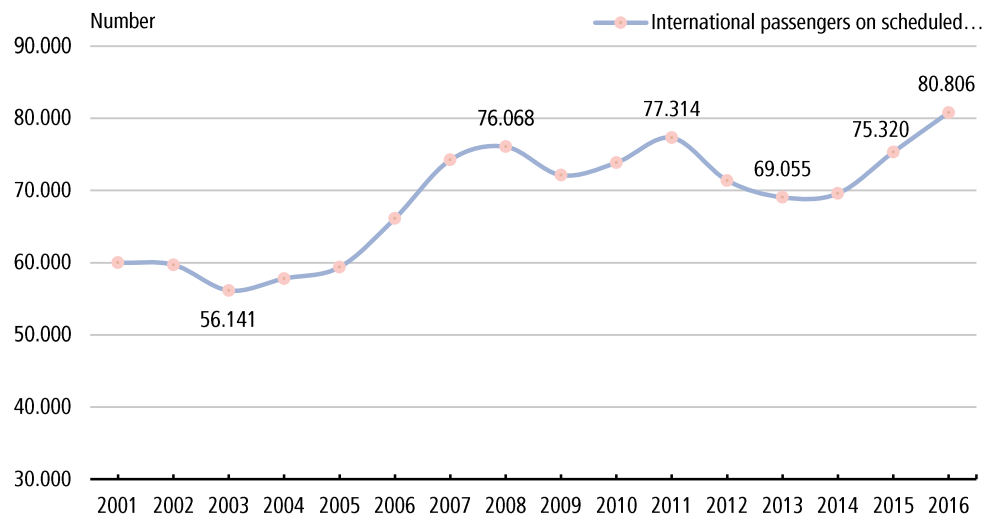


Flight passengers 2016

The highest number of international passengers on scheduled flights

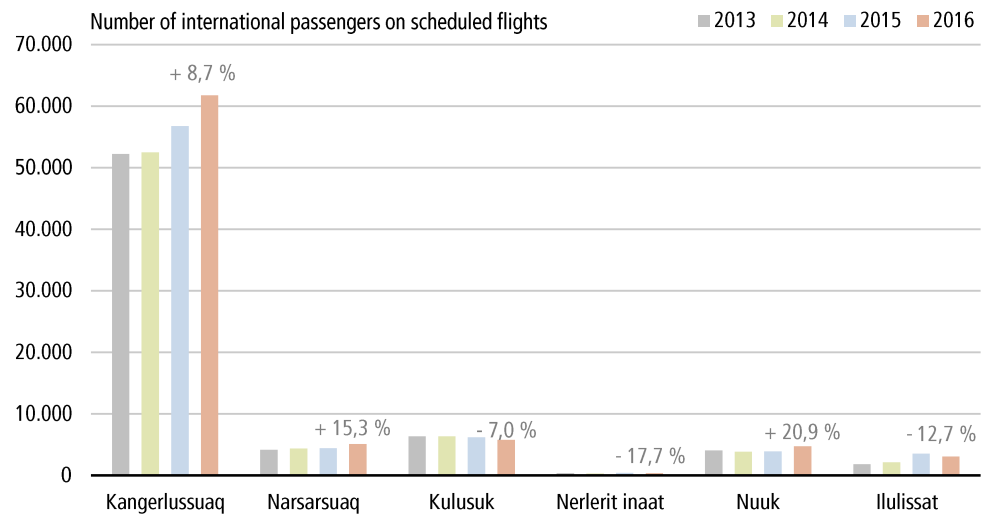
In 2016 there have been a total of 80,806 international passengers on scheduled flights. It's a 7.3 pct. increase compared to 2015 and is the highest registered total of international passengers on scheduled flights, in the available years, in the Statistics Bank (2001-2016).

Figure 1. Number of international passengers on scheduled flights, 2001-2016



Source: <http://bank.stat.gl/tueupax>

Figure 2. Number of international passengers on scheduled flights by airport, 2013-2016



Source: <http://bank.stat.gl/tueupax>

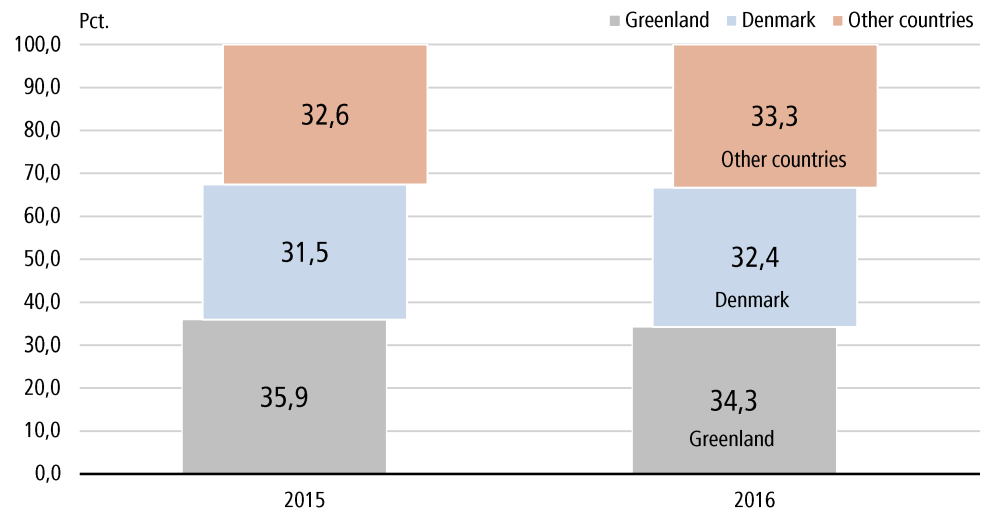
More international passengers

In 2016 there has been a total of 89,215 international passengers on scheduled and chartered flights, which is a 10.3 pct. Increase compared to 2015. It is also the highest registered number of international passengers on scheduled and chartered flights, in the available years in the Statistics Bank (2008-2016).

International passengers residing outside Greenland are a higher percentage of the total number of international passengers on scheduled and chartered flights, compared to the distribution between the residences of Greenland, Denmark and other countries in 2015.

Figure 3 is based on a redistribution of the number of unregistered residence of passengers, according to the distribution of registered passengers.

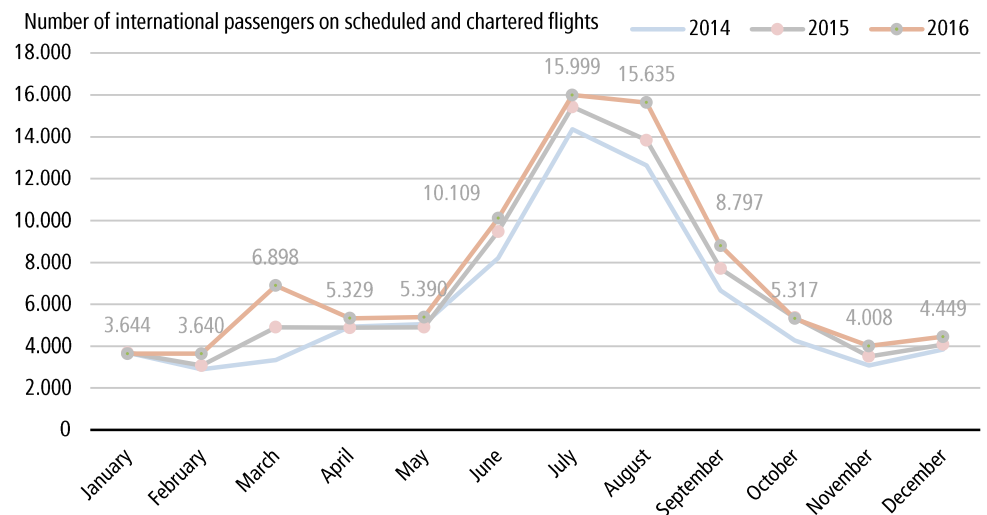
Figure 3. Country of residence of international passengers on scheduled and chartered flights, percentage 2015-2016



Note: The number of unregistered residence are redistributed according to the distribution of the registered passengers.
 Source: <http://bank.stat.gl/tuefly>

In figure 4 a peak is found in March due to the chartered flights in relation to the Arctic Winter Games. Generally there has been a rise in the number of passengers in all months but January and October, in 2016.

Figure 4. Number of international passengers by scheduled and chartered flights, 2014-2016



Source: <http://bank.stat.gl/tuefly>

Corrections have been made to the table "Passengers travelling from Greenland" due to an error in the numbers, that has been present since the introduction of the years 2008-2013 to the table, in August 2016. Corrections have been made to November and December 2011 in the table "Number of international passengers".

Signatur forklaring:

- ... Oplysninger foreligger ikke
- .. Oplysninger for usikre til at angives eller diskretionshensyn
- . Tal kan efter sagens natur ikke forekomme
- 0 Mindre end halvdelen af den anvendte enhed
- Nul
- * Foreløbigt eller anslået tal

Eventuel henvendelse

Ivalu Rosing

E-mail: ivro@stat.gl

Flight passengers

Grønlands Statistik
Postboks 1025 · 3900 Nuuk
Tlf.: +299 34 57 70 · Fax: +299 34 57 90
www.stat.gl · e-mail: stat@stat.gl

